



COPY

GENETICS REPORT

60 Whitfield Street, London W1T 4EU
Telephone: 020 7307 7409
Fax: 020 7307 7350
E-mail: tdlgenetics@tdlpathology.com
Website: www.tdlpathology.com

Patient Details:

Patient's Name : RCI93 P15 10NOV2014

Referred From : Roslin Cells

Dept. Ref: B14/6535

Referred By : Ewa Guzniczak

Patient Ref No. : RCP6247

Received: 14/11/14

Clinical Details : Fixed stem cell suspension for karyology

Result:

Karyotype: 46,XX

Comment: A modal karyotype (in 18 cells) showed a normal female chromosome complement and banding pattern.

In addition, two anomalous cells were noted:

One cell 45,X,add(X)(q22),-11
One cell 45,XX,-22

COPY GENERATED 19 DEC 2014 T. Belland

Prepared By:

Authorised By:

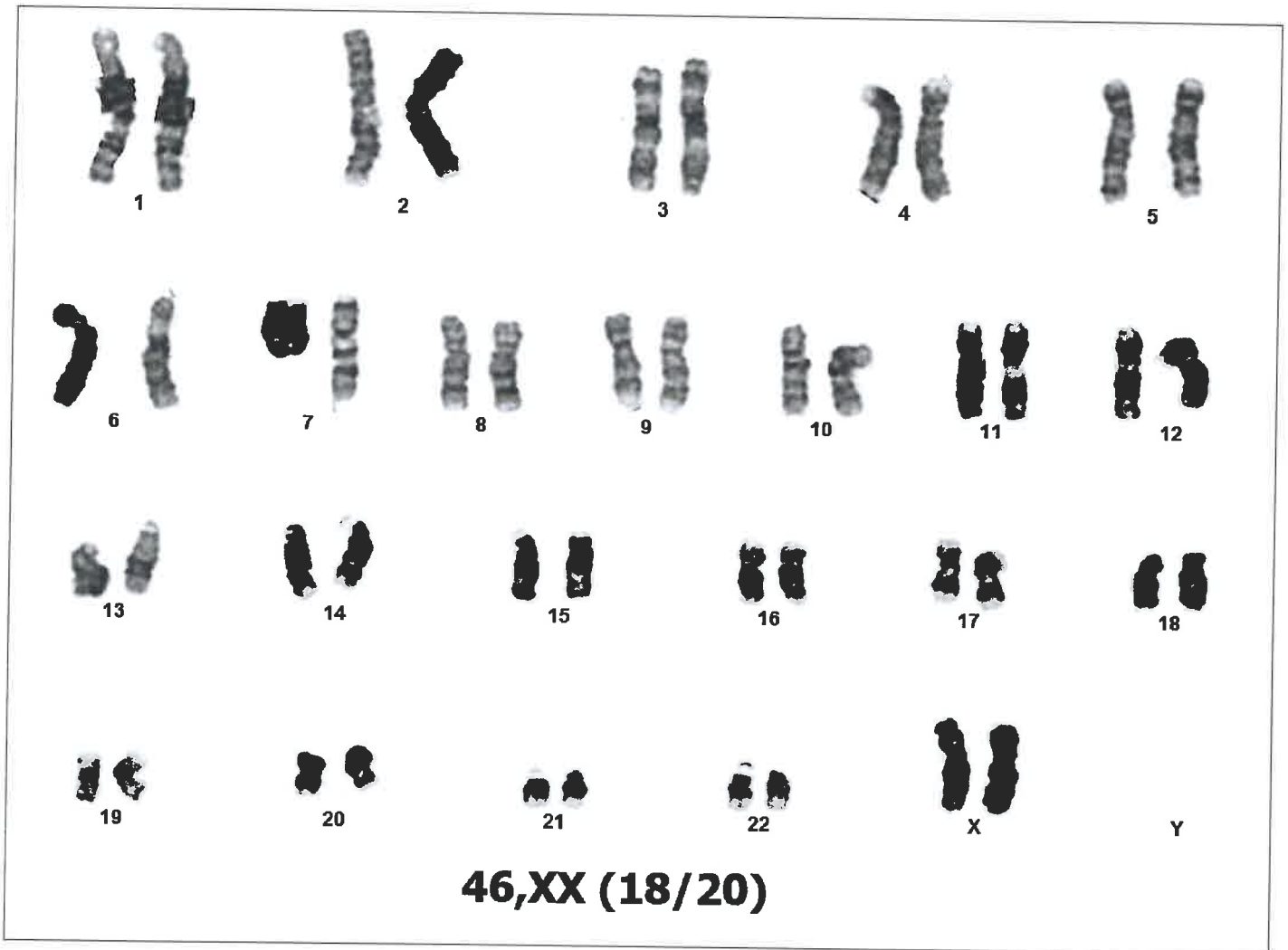
Report Date: 15/12/14

HCPC-Registered Clinical Scientist

This standard analysis does not necessarily exclude small rearrangements, low level mosaicism, or microdeletions.



TDL GENETICS



Case name: 14G030165

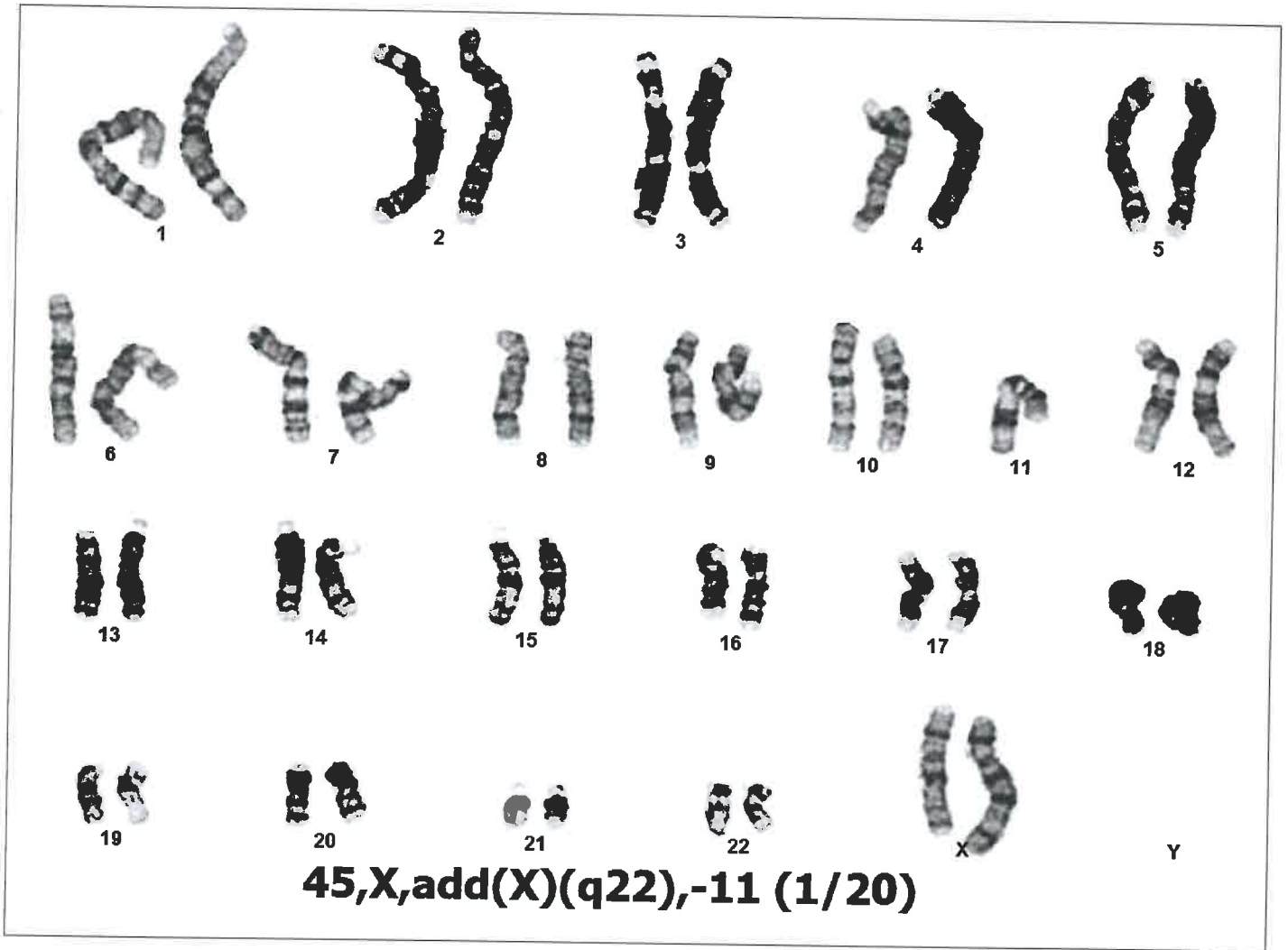
Lab Number: B14/6535

Patient Name: 10NOV2014, RCI93 P15

Pri/Ch/CC: VS/KGM/



TDL GENETICS

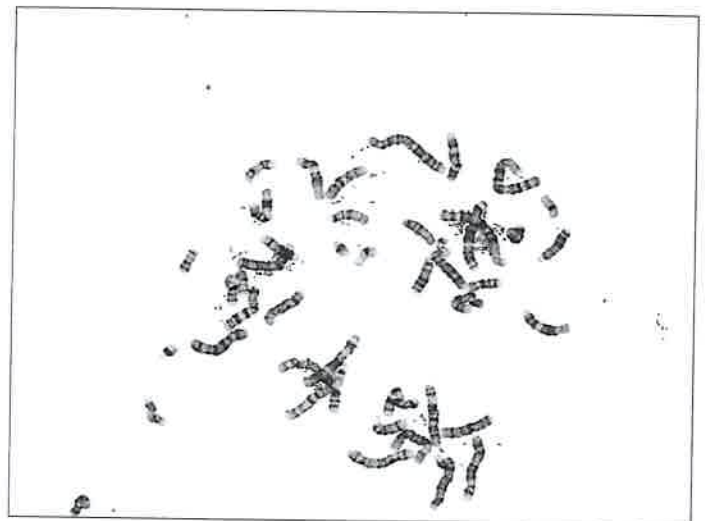


Case name: 14G030165

Lab Number: B14/6535

Patient Name: 10NOV2014, RCI93 P15

Pri/Ch/CC: VS/KGM/



Referral Reason: Fixed stem cell suspension for

karyology